

### Format of Holding of Specified securities

1. Name of Listed Entity: MIRZA INTERNATIONAL LIMITED
2. Scrip Code/Name of Scrip/Class of Security: 526642,MIRZAINTEQUITY SHARES
3. Share Holding Pattern Filed under: Reg. 31(1)(b)
  - a. if under 31(1)(b) then indicate the report for quarter ending 30/09/2017
  - b. if under 31(1)(c) then indicate date of allotment/extinguishment
4. Declaration : The Listed entity is required to submit the following declaration to the extent of submission of information:

	Particulars		NO
a	Whether the Listed Entity has issued any partly paid up shares	-	NO
b	Whether the Listed Entity has issued any Convertible Securities or Warrants?	-	NO
c	Whether the Listed Entity has any shares against which depository receipts are issued?	-	NO
d	Whether the Listed Entity has any shares in locked-in?	-	NO
e	Whether any shares held by promoters are pledge or otherwise encumbered?	-	NO

- 5 The tabular format for disclosure of holding of specified securities is as follows:




Table I - Summary Statement holding of specified securities

Category	Category of Shareholder	No of Shareholders	No of fully paid up equity shares held	No of Partly paid-up equity shares held	No of Shares Underlying Depository Receipts	Total No of Shares Held (VII) = (IV)+(V) + (VI)	Shareholding as a % of total no of shares (As a % of (A+B+C2))	Number of Voting Rights held in each class of securities			No of Shares Underlying Outstanding convertible securities (Including Warrants)	Shareholding as a % assuming full conversion of convertible Securities (as a percentage of diluted share capital)	Number of Locked in Shares		Number of Shares pledged or otherwise encumbered		Number of equity shares held in dematerialized form	
								No of Voting Rights		Total as a % of (A+B+C)			No.	As a % of total Shares held	No.	As a % of total Shares held		
								Class X	Class Y	Total								
(I)	(II)	(III)	(IV)	(V)	(VI)	(VII)	(VIII)	(IX)			(X)	(XI)	(XII)		(XIII)	(XIV)		
(A)	Promoter & Promoter Group	20	88655981	0	0	88655981	73.69	88655981	0	88655981	73.69	0	73.69	0	0.00	0	0.00	88655981
(B)	Public	31427	31650019	0	0	31650019	26.31	31650019	0	31650019	26.31	0	26.31	0	0.00	NA	NA	30772152
(C)	Non Promoter-Non Public																	
(C1)	Shares underlying DRs	0	0	0	0	0	NA	0	0	0	0.00	0	NA	0	0.00	NA	NA	0
(C2)	Shares held by Employes Trusts	0	0	0	0	0	0.00	0	0	0	0.00	0	0.00	0	0.00	NA	NA	0
	<b>Total:</b>	<b>31447</b>	<b>120306000</b>	<b>0</b>	<b>0</b>	<b>120306000</b>	<b>100.00</b>	<b>120306000</b>	<b>0</b>	<b>120306000</b>	<b>100.00</b>	<b>0</b>	<b>100.00</b>	<b>0</b>	<b>0.00</b>	<b>0</b>	<b>0.00</b>	<b>119428133</b>



Table II - Statement showing shareholding pattern of the Promoter and Promoter Group

Category	Category & Name of the Shareholder	PAN	No of Shareholders	No of fully paid up equity shares held	No of Partly paid-up equity shares held	No of Shares Underlying Depository Receipts	Total No of Shares Held (IV+V+VI)	Shareholding as a % of total no of shares (calculated as per SCRR, 1957 (VIII) As % of	Number of Voting Rights held in each class of securities			No of Shares Underlying Outstanding convertible securities (Including Warrants)	Shareholding as a % assuming full conversion of convertible Securities (as a percentage of total	Number of Locked in Shares		Number of Shares pledged or otherwise encumbered		Number of equity shares held in dematerialized form	
									No of Voting Rights					Total as a % of (A+B+C)	No.	As a % of total Shares	No.		As a % of total Shares held
									Class X	Class Y	Total								
(1)	Indian																		
(a)	Individuals/Hindu undivided Family		20	88655981	0	0	88655981	73.69	88655981	0	88655981	73.69	0	73.69	0	0.00	0	0.00	88655981
	FAUZIA MIRZA	AABPF7028C	1	3008450	0	0	3008450	2.50	3008450	0	3008450	2.50	0	2.50	0	0.00	0	0.00	3008450
	WASIA UROOJ KHAN	AABPU2862P	1	1000000	0	0	1000000	0.83	1000000	0	1000000	0.83	0	0.83	0	0.00	0	0.00	1000000
	MARIA KHAN	AAFPT6870J	1	1000000	0	0	1000000	0.83	1000000	0	1000000	0.83	0	0.83	0	0.00	0	0.00	1000000
	RASHID AHMED MIRZA	AASPM7764K	1	11313200	0	0	11313200	9.40	11313200	0	11313200	9.40	0	9.40	0	0.00	0	0.00	11313200
	TASNEEF AHMAD MIRZA	AASPM7765J	1	12368650	0	0	12368650	10.28	12368650	0	12368650	10.28	0	10.28	0	0.00	0	0.00	12368650
	IRSHAD MIRZA	AATPM4828M	1	6793541	0	0	6793541	5.65	6793541	0	6793541	5.65	0	5.65	0	0.00	0	0.00	6793541
	TAUSEEF AHMAD MIRZA	AATPM8471A	1	14344000	0	0	14344000	11.92	14344000	0	14344000	11.92	0	11.92	0	0.00	0	0.00	14344000
	SHAHID AHMAD MIRZA	AATPM8472D	1	7622600	0	0	7622600	6.34	7622600	0	7622600	6.34	0	6.34	0	0.00	0	0.00	7622600
	HUMA MIRZA	ACGPM9880J	1	3359800	0	0	3359800	2.79	3359800	0	3359800	2.79	0	2.79	0	0.00	0	0.00	3359800
	JAMIL ARA BEGUM	ADAPB8505E	1	3397450	0	0	3397450	2.82	3397450	0	3397450	2.82	0	2.82	0	0.00	0	0.00	3397450
	SHUJA MIRZA	AFUPM2541P	1	4140000	0	0	4140000	3.44	4140000	0	4140000	3.44	0	3.44	0	0.00	0	0.00	4140000
	IRAM MIRZA	AHQPM7468M	1	939500	0	0	939500	0.78	939500	0	939500	0.78	0	0.78	0	0.00	0	0.00	939500
	YASMIN MIRZA	AJOPM7729D	1	11300850	0	0	11300850	9.39	11300850	0	11300850	9.39	0	9.39	0	0.00	0	0.00	11300850
	FARAZ MIRZA	AKDPM5769M	1	4798940	0	0	4798940	3.99	4798940	0	4798940	3.99	0	3.99	0	0.00	0	0.00	4798940
	HIBA MIRZA	AOWPM3548K	1	750000	0	0	750000	0.62	750000	0	750000	0.62	0	0.62	0	0.00	0	0.00	750000
	MUSTAFA MIRZA	AOWPM3549J	1	500000	0	0	500000	0.42	500000	0	500000	0.42	0	0.42	0	0.00	0	0.00	500000
	SARA MIRZA	AOWPM3566P	1	750000	0	0	750000	0.62	750000	0	750000	0.62	0	0.62	0	0.00	0	0.00	750000
	FARZAN MIRZA	AOWPM3567N	1	500000	0	0	500000	0.42	500000	0	500000	0.42	0	0.42	0	0.00	0	0.00	500000
	AMAAN MIRZA	AOWPM3568D	1	447000	0	0	447000	0.37	447000	0	447000	0.37	0	0.37	0	0.00	0	0.00	447000
	YUSRA MIRZA	AOWPM3571N	1	322000	0	0	322000	0.27	322000	0	322000	0.27	0	0.27	0	0.00	0	0.00	322000
(b)	Central Government/State Government(s)		0	0	0	0	0	0.00	0	0	0	0.00	0	0.00	0	0.00	0	0.00	0
(c)	Financial Institutions/Banks		0	0	0	0	0	0.00	0	0	0	0.00	0	0.00	0	0.00	0	0.00	0
(d)	Any Other		0	0	0	0	0	0.00	0	0	0	0.00	0	0.00	0	0.00	0	0.00	0
	<b>Sub-Total (A)(1)</b>		<b>20</b>	<b>88655981</b>	<b>0</b>	<b>0</b>	<b>88655981</b>	<b>73.69</b>	<b>88655981</b>	<b>0</b>	<b>88655981</b>	<b>73.69</b>	<b>0</b>	<b>73.69</b>	<b>0</b>	<b>0.00</b>	<b>0</b>	<b>0.00</b>	<b>88655981</b>
(2)	Foreign																		
(a)	Individuals (Non-Resident Individuals/Foreign Individuals)		0	0	0	0	0	0.00	0	0	0	0.00	0	0.00	0	0.00	0	0.00	0
(b)	Government		0	0	0	0	0	0.00	0	0	0	0.00	0	0.00	0	0.00	0	0.00	0
(c)	Institutions		0	0	0	0	0	0.00	0	0	0	0.00	0	0.00	0	0.00	0	0.00	0
(d)	Foreign Portfolio Investor		0	0	0	0	0	0.00	0	0	0	0.00	0	0.00	0	0.00	0	0.00	0
(e)	Any Other		0	0	0	0	0	0.00	0	0	0	0.00	0	0.00	0	0.00	0	0.00	0
	<b>Sub-Total (A)(2)</b>		<b>0</b>	<b>0</b>	<b>0</b>	<b>0</b>	<b>0</b>	<b>0.00</b>	<b>0</b>	<b>0</b>	<b>0</b>	<b>0.00</b>	<b>0</b>	<b>0.00</b>	<b>0</b>	<b>0.00</b>	<b>0</b>	<b>0.00</b>	<b>0</b>
	<b>Total Shareholding of Promoter and Promoter Group (A)=(A)(1)+(A)(2)</b>		<b>20</b>	<b>88655981</b>	<b>0</b>	<b>0</b>	<b>88655981</b>	<b>73.69</b>	<b>88655981</b>	<b>0</b>	<b>88655981</b>	<b>73.69</b>	<b>0</b>	<b>73.69</b>	<b>0</b>	<b>0.00</b>	<b>0</b>	<b>0.00</b>	<b>88655981</b>

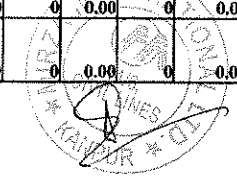


Table III - Statement showing shareholding pattern of the Public shareholder

Category	Category & Name of the Shareholder	PAN	No of Shareholders	No of fully paid up equity shares held	No of Partly paid-up equity shares held	No of Shares Underlying Depository Receipts	Total No of Shares Held (IV+V+VI)	Shareholding as a % of total no of shares (A+B+C2)	Number of Voting Rights held in each class of securities			No of Shares Underlying Outstanding convertible securities (Including Warrants)	Shareholding as a % assuming full conversion of convertible Securities (as a percentage of diluted share capital)	Number of Locked in Shares		Number of Shares pledged or otherwise encumbered	Number of equity shares held in dematerialized form			
									No of Voting Rights					Total as a % of (A+B+C)	No.			As a % of total Shares held	No.	As a % of total Shares held
									Class X	Class Y	Total									
(I)	(II)	(III)	(IV)	(V)	(VI)	(VII)	(VIII)	(IX)			(X)	(XI)	(XII)		(XIII)	(XIV)				
(1)	Institutions																			
(a)	Mutual Funds		8	2988900	0	0	2988900	2.48	2988900	0	2988900	2.48	0	2.48	0	0.00	NA	NA	2987900	
	L AND T MUTUAL FUND TRUSTEE LTD-L AND T MID CAP FUND	AAATC4460E	1	2273400	0	0	2273400	1.89	2273400	0	2273400	1.89	0	1.89	0	0.00	NA	NA	2273400	
(b)	Venture Capital Funds		0	0	0	0	0	0.00	0	0	0	0.00	0	0.00	0	0.00	NA	NA	0	
(c)	Alternate Investment Funds		0	0	0	0	0	0.00	0	0	0	0.00	0	0.00	0	0.00	NA	NA	0	
(d)	Foreign Venture Capital Investors		0	0	0	0	0	0.00	0	0	0	0.00	0	0.00	0	0.00	NA	NA	0	
(e)	Foreign Portfolio Investors		18	5447278	0	0	5447278	4.53	5447278	0	5447278	4.53	0	4.53	0	0.00	NA	NA	5447278	
	LAZARD EMERGING MARKETS SMALL CAP EQUITY TRUST	AABTL1448C	1	3878817	0	0	3878817	3.22	3878817	0	3878817	3.22	0	3.22	0	0.00	NA	NA	3878817	
(f)	Financial Institutions/Banks		4	241411	0	0	241411	0.20	241411	0	241411	0.20	0	0.20	0	0.00	NA	NA	241411	
(g)	Insurance Companies		0	0	0	0	0	0.00	0	0	0	0.00	0	0.00	0	0.00	NA	NA	0	
(b)	Provident Funds/Pension Funds		0	0	0	0	0	0.00	0	0	0	0.00	0	0.00	0	0.00	NA	NA	0	
(i)	Any Other																			
	<b>Sub Total (B)(1)</b>		<b>30</b>	<b>8677589</b>	<b>0</b>	<b>0</b>	<b>8677589</b>	<b>7.21</b>	<b>8677589</b>	<b>0</b>	<b>8677589</b>	<b>7.21</b>	<b>0</b>	<b>7.21</b>	<b>0</b>	<b>0.00</b>	<b>NA</b>	<b>NA</b>	<b>8676589</b>	
(2)	Central Government/State Government(s)/President of India		0	0	0	0	0	0.00	0	0	0	0.00	0	0.00	0	0.00	NA	NA	0	
	<b>Sub Total (B)(2)</b>		<b>0</b>	<b>0</b>	<b>0</b>	<b>0</b>	<b>0</b>	<b>0.00</b>	<b>0</b>	<b>0</b>	<b>0</b>	<b>0.00</b>	<b>0</b>	<b>0.00</b>	<b>0</b>	<b>0.00</b>	<b>NA</b>	<b>NA</b>	<b>0</b>	
(3)	Non-Institutions																			
(a)	i. Individual shareholders holding nominal share capital up to Rs.2 Lakhs		30122	14175064	0	0	14175064	11.78	14175064	0	14175064	11.78	0	11.78	0	0.00	NA	NA	13306697	
	ii. Individual shareholders holding nominal share capital in excess of Rs. 2 Lakhs		9	2019585	0	0	2019585	1.68	2019585	0	2019585	1.68	0	1.68	0	0.00	NA	NA	2019585	
(b)	NBFCs Registered with RBI		6	68020	0	0	68020	0.06	68020	0	68020	0.06	0	0.06	0	0.00	NA	NA	68020	
(c)	Employee Trusts		0	0	0	0	0	0.00	0	0	0	0.00	0	0.00	0	0.00	NA	NA	0	
(d)	Overseas Depositories (Holding DRs)(Balancing figure)		0	0	0	0	0	0.00	0	0	0	0.00	0	0.00	0	0.00	NA	NA	0	
(e)	Any Other																			
	NON RESIDENT INDIANS		402	447084	0	0	447084	0.37	447084	0	447084	0.37	0	0.37	0	0.00	NA	NA	447084	
	CLEARING MEMBERS		139	151528	0	0	151528	0.13	151528	0	151528	0.13	0	0.13	0	0.00	NA	NA	151528	
	NON RESIDENT INDIAN NON REPATRIABLE		126	215830	0	0	215830	0.18	215830	0	215830	0.18	0	0.18	0	0.00	NA	NA	215830	
	BODIES CORPORATES		593	5895319	0	0	5895319	4.90	5895319	0	5895319	4.90	0	4.90	0	0.00	NA	NA	5886819	
	<b>Sub Total (B)(3)</b>		<b>31397</b>	<b>22972430</b>	<b>0</b>	<b>0</b>	<b>22972430</b>	<b>19.09</b>	<b>22972430</b>	<b>0</b>	<b>22972430</b>	<b>19.09</b>	<b>0</b>	<b>19.09</b>	<b>0</b>	<b>0.00</b>	<b>NA</b>	<b>NA</b>	<b>22095563</b>	
	<b>Total Public Shareholding (B) = (B)(1)+(B)(2)+(B)(3)</b>		<b>31427</b>	<b>31650019</b>	<b>0</b>	<b>0</b>	<b>31650019</b>	<b>26.31</b>	<b>31650019</b>	<b>0</b>	<b>31650019</b>	<b>26.31</b>	<b>0</b>	<b>26.31</b>	<b>0</b>	<b>0.00</b>	<b>NA</b>	<b>NA</b>	<b>30772152</b>	




Table IV - Statement showing shareholding pattern of the Non Promoter - Non Public Shareholder

Category	Category & Name of the Shareholder	PAN	No of Shareholders	No of fully paid up equity shares held	No of Partly paid-up equity shares held	No of Shares Underlying Depository Receipts	Total No of Shares Held (IV+V+VI)	Shareholding as a % of total no of shares (A+B+C2)	Number of Voting Rights held in each class of securities			No of Shares Underlying Outstanding convertible securities (Including Warrants)	Shareholding as a % assuming full conversion of convertible Securities (as a percentage of diluted share capital)	Number of Locked in Shares		Number of Shares pledged or otherwise encumbered		Number of equity shares held in dematerialized form	
									No of Voting Rights		Total as a % of (A+B+C)			No.	As a % of total Shares held	No.	As a % of total Shares held		
									Class X	Class Y	Total								
(I)	(II)	(III)	(IV)	(V)	(VI)	(VII)	(VIII)	(IX)			(X)	(XI)	(XII)		(XIII)	(XIV)			
(1)	Custodian/DR Holder		0	0	0	0	0	0.00	0	0	0	0.00	0	0.00	0	0.00	NA	NA	0
(2)	Employee Benefit Trust (under SEBI(Share based Employee Benefit) Regulations 2014)		0	0	0	0	0	0.00	0	0	0	0.00	0	0.00	0	0.00	NA	NA	0
<b>Total Non-Promoter-Non Public Shareholding (C) = (C)(1)+(C)(2)</b>			0	0	0	0	0	0.00	0	0	0	0.00	0	0.00	0	0.00			0

